C2642UNV*xxx*

APPLICATION and PERFORMANCE SPECIFICATION

Description: Electronic compact fluorescent ballast(s) for (1) CFM42W/GX24q or (1) CFTR32W/GX24q or (2/1) CFQ26W/GX24q or (2/1)CFTR26W/Gx24q or (1) CFS28W/GR10q (2D) 4-pin lamps or (1) FC9T5-22W or (1) FC12T5-40W or (1) CFS38W/GR10q or (1) CFM36W/2G10 or (2/1) FT24W/2G11

- Line Voltage: 120vac to 277vac, ±10%, 50-60Hz
- High Power Factor
- Programmed Rapid Start
- Series Lamp Connection

Model	Line Volts	Lamp Type	Lamp #	Input Watts*	Nominal Line Amps	Ballast Factor	Power Factor	THD	Crest Factor
C2642UNV	120	CFQ26W/G24Q	2	56	0.47	.98	> 0.98	< 10%	<1.5
	277	CFQ26W/G24Q	2	56	0.21	.98	> 0.98	< 10%	<1.5
C2642UNV	120	CFQ26W/G24Q	1	28	0.25	1.02	> 0.98	< 10%	<1.5
	277	CFQ26W/G24Q	1	28	0.11	1.02	> 0.98	< 10%	<1.5
C2642UNV	120	CFTR26W/Gx24q	2	56	0.47	.98	> 0.98	< 10%	<1.5
	277	CFTR26W/Gx24q	2	56	0.21	.98	> 0.98	< 10%	<1.5
C2642UNV	120	CFTR26W/Gx24q	1	28	0.25	1.02	> 0.98	< 10%	<1.5
	277	CFTR26W/Gx24q	1	28	0.11	1.02	> 0.98	< 10%	<1.5
C2642UNV	120	FT24W/2G11	2	47	0.40	.98	> 0.98	< 10%	<1.5
	277	FT24W/2G11	2	49	0.18	.98	> 0.99	< 10%	<1.5
C2642UNV	120	FT24W/2G11	1	26	0.22	1.01	> 0.99	< 10%	<1.5
	277	FT24W/2G11	1	26	0.10	1.01	> 0.95	< 10%	<1.5
C2642UNV	120	CFM42W	1	48	0.41	.98	> 0.98	< 10%	<1.5
	277	CFM42W	1	48	0.18	.98	> 0.98	< 10%	<1.5
C2642UNV	120	CFTR32W/GX24Q	1	36	0.30	1.00	> 0.98	< 10%	<1.5
	277	CFTR32W/GX24Q	1	36	0.13	1.00	> 0.98	< 10%	<1.5
C2642UNV	120	CFS28W/GR10q	1	31	0.27	.95	> 0.95	< 10%	<1.6
	277	CFS28W/GR10q	1	31	0.12	.95	> 0.95	< 10%	<1.6
C2642UNV	120	FC9T5-22W	1	25	0.21	1.00	> 0.98	< 10%	<1.5
	277	FC9T5-22W	1	25	0.10	1.00	> 0.98	< 10%	<1.5
C2642UNV	120	FC12T5-40W	1	42	0.35	.98	> 0.98	< 10%	<1.5
	277	FC12T5-40W	1	42	0.16	.98	> 0.98	< 10%	<1.5
C2642UNV	120	CFS38W/GR10q	1	33	0.27	.80	> 0.95	< 10%	<1.6
	277	CFS38W/GR10q	1	33	0.12	.80	> 0.95	< 10%	<1.6
C2642UNV	120	CFM36W/2G10	1	32	0.27	.98	> 0.98	< 10%	<1.7
	277	CFM36W/2G10	1	32	0.12	.98	> 0.98	< 10%	<1.7

* ANSI measured wattage; 25°C ambient; benchtop; lamps base up

Application and Performance Specification Information Subject to Change without Notification.

Performance:

- Meets ANSI Standard C82.11
- Meets FCC Part 18 (Non-Consumer), Limits for EMI/RFI
- Operating Frequency Range: Above 60 kHz
- **Auto-Reset Shutdown Circuit** per NEMA Recommendations
  - Both lamps should be replaced at end of life
  - Lamp relights upon insertion in socket
- Suitable for use in air handling spaces when NEC wiring guidelines are followed
- ME version: Input Terminals L N G intended for one supply connection only

Safety:

- No PCB's
- $_{C}UL_{US}$ listed (Class P)
  Type 1 Outdoor, Type CC, Type HL

Application:

- Minimum Starting Temperature: 0° F, -18° C
- Maximum Case Temperature (@ t_c): 167° F, 75° C
- Sound Rated: A
- Lead configuration:
  xxx = ME - Multi-Exit
  or MES - Multi-Exit with Studs (2" on center)
- Remote Mounting 12 feet
- Also operates on 125VDC input, (+)L (-)N

Physical Parameters

Overall Length:	4.94"
Width:	2.31"
Mounting:	4.61"
Height:	1.00"
Weight:	0.57 lbs
Qty/Carton:	20
Color:	ME/MES-White
Can Material:	Metal

Warranty:

Universal Lighting Technologies warrants to the purchaser that each electronic ballast will be free from defects in material or workmanship for a period of 5 years from date of manufacture when properly installed and under normal conditions of use. Call **1-800-BALLASTx800** for technical assistance.
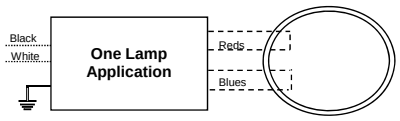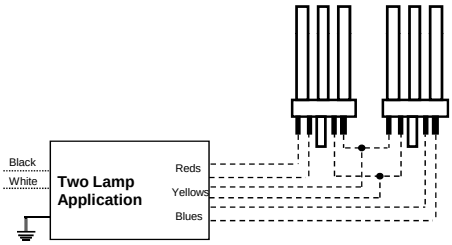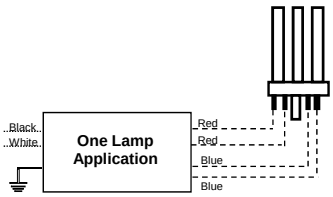
- Manufactured in North America
- Ballast has plug in wire trap connectors.
- Use 18 AWG solid copper wire, stripped to 3/8".
- Ballast must be grounded in accordance with national and local electrical codes.